



# Cumberland Jr. Grads

2011-2012

Coaches' Meeting

June 20, 2011



**TEAM**  
Jr. Grads

# Agenda



- [Hockey Operations](#)
- [Hierarchy](#)
- [2011-12 Teams](#)
- [Body Checking Clinics](#)
- [Try-outs](#) ([Overview](#), [Format](#), [Goalies](#), [Scoring](#), [Results](#))
- [Player Development](#)
- [Player Affiliation](#)
- [Club Policies](#)
- [First Team Meeting](#)
- [Coaching Qualifications](#)
- [Items To do](#)
- [Resources](#)
- Q&A



# Hockey Operations

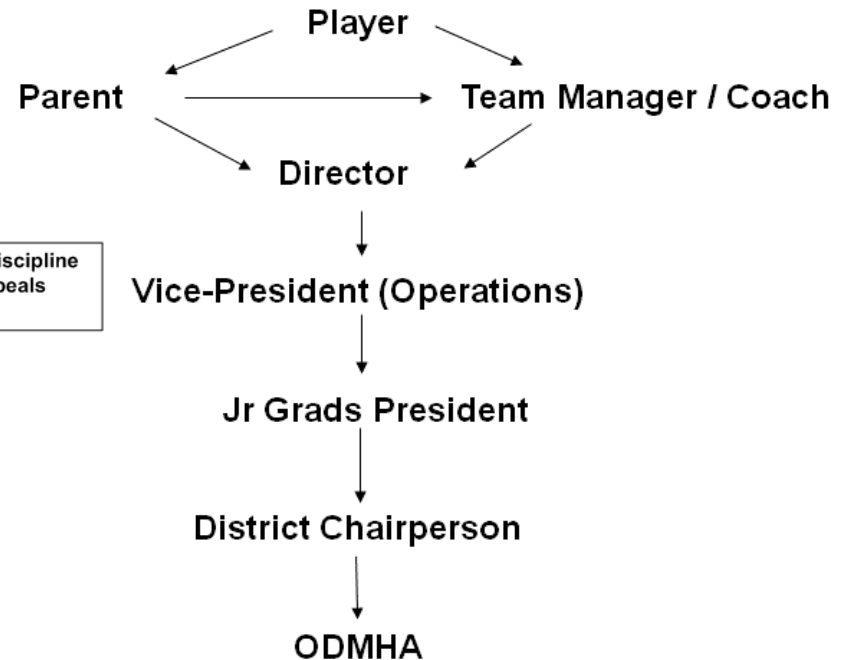
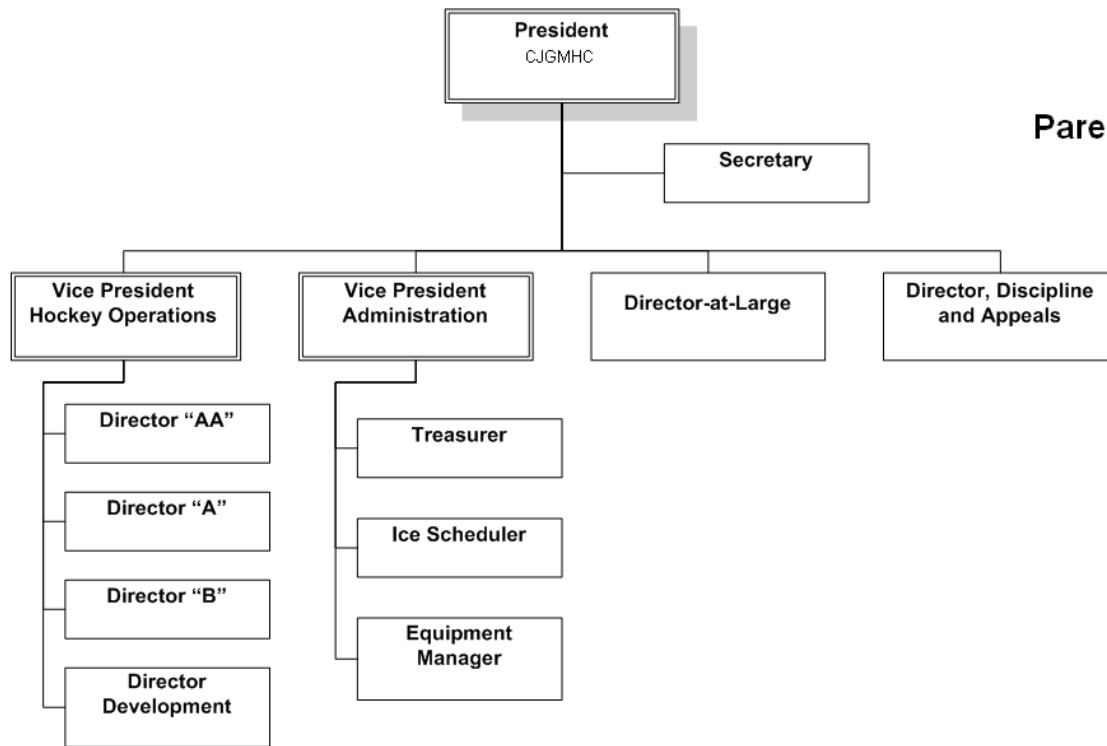


- Team

- VP Hockey Operations - François Massé ([vp\\_ops@cumberland-jrgrads.com](mailto:vp_ops@cumberland-jrgrads.com))
- Director AA – Dave Keelty ([director\\_aa@cumberland-jrgrads.com](mailto:director_aa@cumberland-jrgrads.com))
- Director A – François Daly ([director\\_a@cumberland-jrgrads.com](mailto:director_a@cumberland-jrgrads.com))
- Director B – Vacant ([director\\_b@cumberland-jrgrads.com](mailto:director_b@cumberland-jrgrads.com))
- Director of Development – Vacant ([dir\\_hockeydev@cumberland-jrgrads.com](mailto:dir_hockeydev@cumberland-jrgrads.com))



# Hierarchy and Communication



Please use this hierarchy when you have any issues or concerns

# 2011-12 Teams



- Our goal is to ice the following number of teams for the upcoming season

Minor Atom            2 (A, B )  
 Major Atom            3 (AA, A, B)  
 Minor Peewee        3 (AA, A, B)  
 Major Peewee        3 (AA, A, B)  
 Minor Bantam        2 (AA, B)  
 Major Bantam        2 (AA, B)  
 Minor Midget        2 (AA, B)  
 Major Midget        2 (AA, B )

468	20-Jun		Currently (pool set at +45%)		
Team	Number	Required	Registered	Req %	Pool %
Levels	of Teams	Prospects	Prospects	Percent	Percent
2002	2	34	27	● 79.4%	● 54.0%
2001	3	51	17	● 33.3%	● 23.0%
2000	3	51	14	● 27.5%	● 18.9%
1999	3	51	9	● 17.6%	● 12.2%
1998	2	34	12	● 35.3%	● 24.0%
1997	2	34	11	● 32.4%	● 22.0%
1996	2	34	4	● 11.8%	● 8.0%
1995	2	34	2	● 5.9%	● 4.0%
1994			0		
<b>Totals</b>	<b>19</b>	<b>323</b>	● <b>96</b>	● <b>29.7%</b>	● <b>20.3%</b>

# Body Checking Clinic



- August 18 (Peewee)
- August 28<sup>th</sup> (Bantam/Midget)
- All players that have not played for the Jr. Grads, must take part
  - Affiliation players and players recently moved into area from other association
- Must register ahead @ [secretary@cumberland-jrgrads.com](mailto:secretary@cumberland-jrgrads.com)
- A \$10 fee will be collected at door.



# Try-outs - Overview



- Run from August 19<sup>th</sup>-3<sup>rd</sup> week of September
  - Atom/Peewee: Completed by end of August
  - Bantam/Midget: \*Middle of September.
- Each level gets 5 ice sessions
- Guaranteed minimum of two sessions
- Top down approach (AA→A→B)
- Selection committee:
  - Head Coach (current level)
  - Head Coach (lower level)
  - \*\*Independent member (must be approved by Ops)
  - Director



# Try-outs Format



- Types of try-out sessions

<u>Levels</u>	<u>SKL</u>	<u>TCH</u>	<u>ISQ</u>	<u>GM</u>
Mnr. Atom	1	2	2	
Mjr. Atom	1	2	2	
Mnr. Peewee	1	1	1	2
Mjr. Peewee	1	1	1	2
Mnr. Bantam		1	2	2
Mjr. Bantam		1	2	2
Mnr. Midget		1	1	3
Mjr. Midget		1		4

Atom (60%/40%)  
Peewee (50%/50%)  
Bantam (40%/60%)  
Midget (30%/70%)

SKL = Skills, TCH = Tactical, ISQ = Inter-squad game  
GM = Game with other associations

- No tournaments before teams are finalized.

# Goalie Try-outs



- Certified goalie school: Technical Sessions
- Games & Inter Squad: Coaches
  - Divuligation of goalie attending school

<u>Levels</u>		<u>School</u>	<u>Coach</u>
– Atom	=	60%	40%
– Pee-Wee	=	50%	50%
– Bantam	=	40%	60%
– Midget	=	30%	70%

- Atom/Peewee: 2 one hour sessions
- Bantam/Midget: 1 two hour session
- Combination of the scores will makeup final mark

# Try-outs - Sessions



- After session #1:
  - Coaches are to provide director with top to bottom list
    - 15 Forwards and 11 defense.
- After session #2:
  - Coaches are to provide director with top to bottom list
    - Top 12 forwards and 9 defense. (and 3 goalies Bantam/Midget)
- After session #3:
  - Coaches are to provide director with top to bottom list
    - Top 9 forwards and 6 defense and 3 goalies (Atom/Midget)
- Going into sessions #4 & #5:
  - Coaches can use remaining sessions to evaluate and secure roster including holding exhibition games with outside teams.
- End of Session #5: Identify to director final team roster.
  - Approval from VP Operations must be obtained of any deviation.

# Try-outs cont.



- Respect the session formats (skills vs games)
  - Stay within your try-out plans
  - No communication with players
- Evaluation Forms
  - One form per session
  - All players must be evaluated against same criteria
  - All evaluation information is the property of the Jr. Grads
- Try-out equipment
  - Coaches are to bring their own equipment for their try-outs.

# Try-outs - Scoring



- Prospects are marked and ranked on a scale
- Evaluation forms
  - Evaluation committee receives evaluation forms before each session.
  - Forms contain prospect names and areas being evaluated for upcoming session
    - Preferably no more than 3 areas being evaluated per session.
  - Every player is evaluated by all evaluators
  - Caucus meeting takes place right after session
  - Next session prospect names is drafted and handed in
  - All evaluations and notes, forms are handed in

# Try-outs - Results



- Session Results
  - Will be posted/communicated after each session
- Parents may request clarification about their son's results and an internal review may take place, but there will be no early resolution meetings held this year

# Player Development



- Jr. Grads is focusing on player development in 2011-12
- Outside professionals/organizations will work with teams directly
- Ice time slots will be allocated for development on regular basis
- Commitment from players, parents and coaches
- Coaches will actively participate in sessions



# Player Affiliation



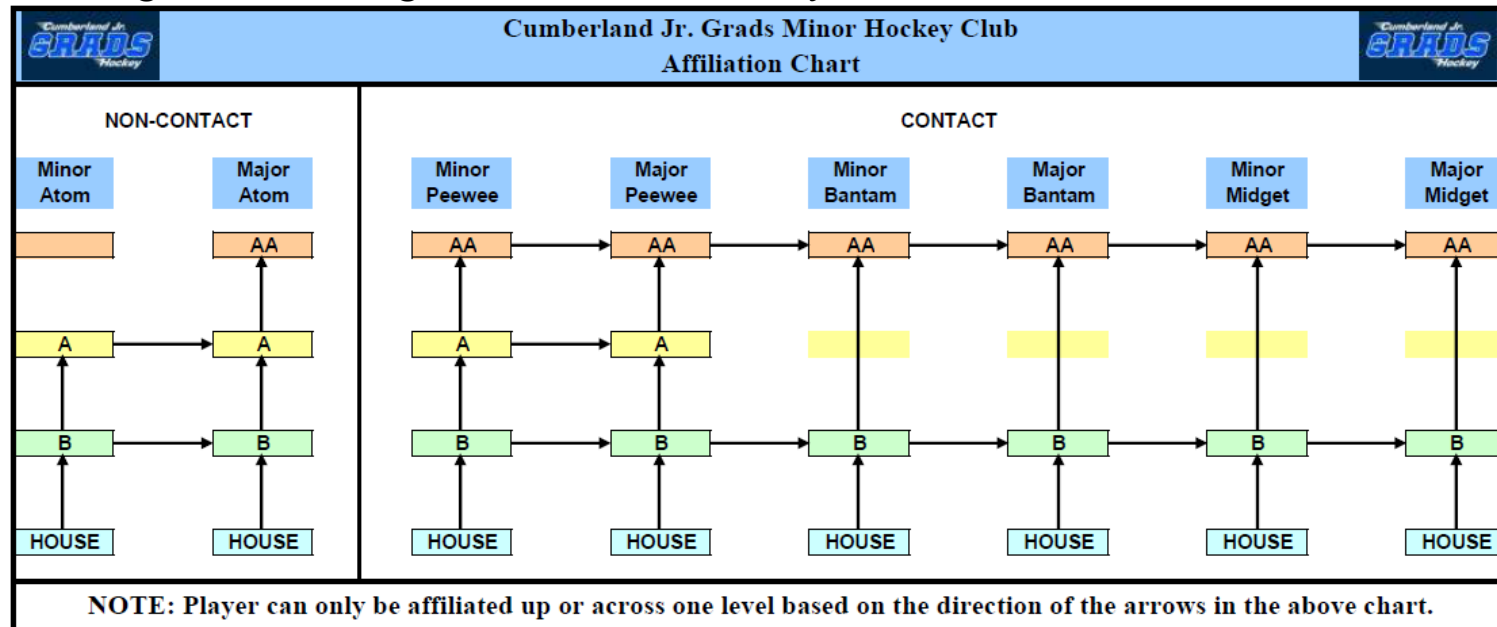
- All levels must affiliate a minimum of 5 players
  - Ensures you have call ups when needed (injuries)
  - Promotes player development
  - Fosters better relationships
- Last two prospects released will be offered affiliation
- All affiliations must be completed by October 31st
- Process: (each call up)
  - 1. Contact respective home team coaches
  - 2. With permission, contact parents/guardian
  - 3. Contact player
- Submit forms to Jr. Grads directors on or before Oct 31<sup>st</sup>



# Player Affiliation, cont



- Use of affiliates
  - Invite them at your practices
  - Every opportunity at games when players missing
  - A player is restricted to five (5) games after January 10.
    - Regular Tournament Games and or Exhibition Games do NOT count against the 5 games after January 10th.



# Club Policies



Familiarize yourselves with the Jr. Grads policies

- Tournaments

- Four tournaments (preferably 2 out of town and two in town)
- Additional tournaments – Discuss with directors
- Paperwork (travel permits, Rosters)



- Dressing Rooms

- Always 2 deep in rooms (generally Trainer's roll - speak out)
- No parents
- There will be casual walk-throughs by District and Jr. Grads Exec.

- Fair Ice Time (FIT)

- Fair to all players
- Consider team benefit and morale (mix it up)
- Ensure parents are aware of this policy & how you intend to use it.
- Consider best vs hardest worker approach

# Club Policies, cont



- Dress Code - applies to all Jr. Grads players/goalies
  - Blue pants (players & goalies)
  - Blue Helmets (Players only)
  - Blue Gloves (Players only)
  - Hockey Bags (all players/goalies)
  - Warm up suit
  - 100% compliance by November 1<sup>st</sup>



## Referees



- Coach suspensions will be reviewed by Jr. Grads Executives
  - Do not rely on the referees understanding of suspensions and discipline. Their responsibility is to assess the penalty NOT administer the discipline.
  - Coaches are responsible to ensure that the discipline is administered as per the rules.
- ## Monthly Penalty Reports
- Must be completed & handed in by the 7<sup>th</sup> of day month

# 1<sup>st</sup> Team Meeting

Preferably before the start of the season



- First opportunity to address parents
- Communicate expectations & goals
- Familiarize parents with Jr. Grads policies
  - Parents in room, Two deep, Fair Ice Time and usage, Dress Code
- Finalize team staff
  - Manager, Treasurer, Social Committee
- Sponsorship & Fundraising
  - Get it done early in the season
- Progressive discipline
  - Communicated and be consistent
  - Keep directors aware as situation unfolds



# Coaching Qualifications



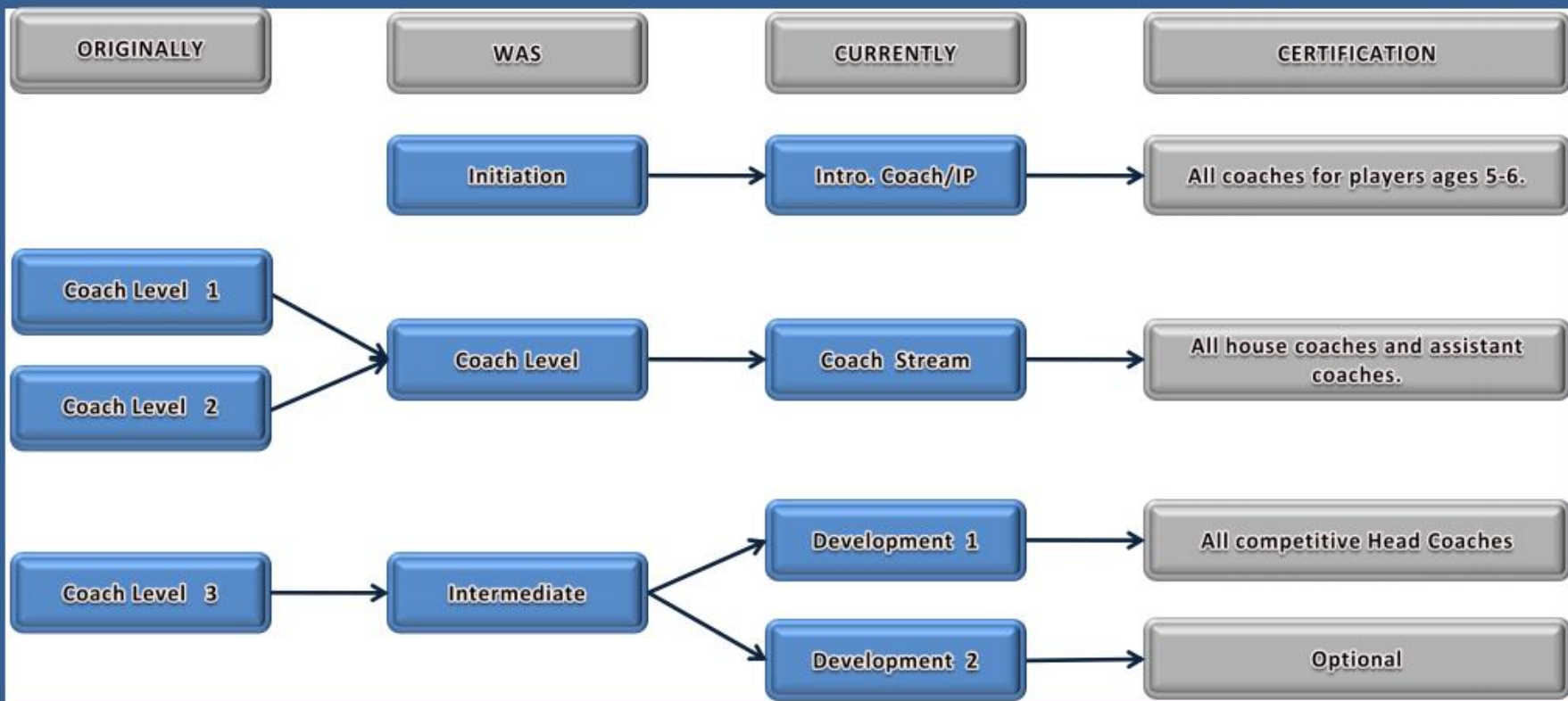
- Head Coaches
  - All must have
    - Speak out
    - Coach Stream
    - Development 1 (Full completion & certificate)
    - Police Check
- Assistant coaches
  - All must have
    - Coach Stream
    - Speak out
    - Police Check
- We encourage at least one of your assistant coach to hold a Development 1.
- All assistant coaches must be approved by the VP Operations



# Coaching Qualifications con't



## COACH CLASSIFICATIONS



# Items to do




- Head Coaches
  - Submit Try-out plans by August 1<sup>st</sup> to VP Ops
    - Follow Try-out format outlined above
    - Seek guidance (coach mentor, directors)
- Assistant coaches
  - Submit candidates when final rosters completed
    - Minimum two assistant coaches
    - Must be in process of getting Coach Stream
    - All must provide police checks & have/in process of having speak-out
- Actively searching/booking tournaments
- Build relationships with House League & advertise the Jr. Grads program



# Ressources

www. <http://cumberland-jrgrads.com/>



	ATOM	PEEWEE	BANTAM	MIDGET
--	------	--------	--------	--------

Tryouts Registration -

- HOME
- NEWS ARCHIVE
- EXECUTIVE
- EVENTS
- COACHING STAFF
- EMAIL SIGNUP
- PHOTO GALLERY
- TRYOUTS REGISTRATION
- SELECTION PROCESS
- COACH'S CORNER**
- ABOUT US & CONSTITUTION
- AGM

### LATEST NEWS

#### 2010 MOUTH GUARD CLINIC!

2010-08-13




A Mouth Guard Clinic will be held on August 21st from 9:00 to 16:00.

[FULL STORY...](#)


#### Try out Schedule

2010-08-10




Jr. Grads 2010-11 Try-outs Please note the following try-outs by level as well as goalie specific evaluations. Please note that these may need to be changed. Each player/family is responsible to verify the schedule (including date, time and location) prior to showing up at a try-out session. ...


[FULL STORY...](#)



[Cumberland Grads Junior A](#)


[Cumberland Bandits Junior C](#)





[Wild AAA](#)

[CMHA](#)





# Cumberland Jr. GRADS Hockey

ATOM

PEEWEE

BANTAM

MIDGET

HOME

NEWS ARCHIVE

EXECUTIVE

EVENTS

COACHING STAFF

EMAIL SIGNUP

PHOTO GALLERY

TRYOUTS  
REGISTRATION

SELECTION PROCESS

DOCUMENT LIBRARY

COACH'S CORNER

ABOUT US &  
CONSTITUTION

AGM

DISTRICT XII

CONTACT US

EXECUTIVE  
MEMBERS CORNER

OTHER LINKS

LOGIN

## Document Library

The following documents are made available to the membership and are updated yearly.

### Parents

#### Parent Information Kit

- ▶ [Parent information Night - Presentation \(pdf\)](#)
- ▶ [Player Medical Form \(pdf\)](#)

#### Code of Conducts

- ▶ [Parent Code of Conduct Form \(pdf\)](#)
- ▶ [Player Code of Conduct Form \(pdf\)](#)

#### Surveys

- ▶ [Mid Year Survey Form \(doc\)](#)
- ▶ Player Surveys
- ▶ Year End Survey Form

### Managers

#### Manager Information Kit

- ▶ [2009 Manager Information Night -Presentation \(pdf\)](#)

#### Reports & Game Sheets

- ▶ [Game Sheet Labels Template \(doc\)](#)
- ▶ [Monthly Team Penalty Report \(xls\)](#)

#### Fundraising Information & Templates

- ▶ [Bank Account Letter \(pdf\)](#)
- ▶ [Team Budget Template \(xls\)](#)

### Coaches

#### Application Forms & Related Docs

- ▶ [Coach Application Form \(doc\)](#)
- ▶ [Coach's Code of Conduct Form \(pdf\)](#)
- ▶ [Coach Stream Courses](#)
- ▶ [2009 Coach Information Night -Presentation \(pdf\)](#)
- ▶ [Ontario NCCP Course Schedule](#)

#### Player Affiliation Docs

- ▶ [Player Affiliation Chart \(pdf\)](#)
- ▶ [Player Affiliation Form \(pdf\)](#)

#### Documents & Guides

- ▶ [Tournament Guide \(pdf\)](#)
- ▶ [Game Stats Sheet \(pdf\)](#)

### Trainers

#### Trainers information kit

- ▶ [Emergency Action Plan \(pdf\)](#)
- ▶ [Concussion Guidelines For The Coach/ Trainer \(pdf\)](#)
- ▶ [HTCP Trainers Responsibilities \(pdf\)](#)
- ▶ [Player Injury Log \(pdf\)](#)
- ▶ [Player injury Report Page 1 \(pdf\)](#)
- ▶ [Player injury Report Page 2 \(pdf\)](#)
- ▶ [Stretching & Conditioning Information \(pdf\)](#)

#### Courses

[HOME](#)[NEWS ARCHIVE](#)[EXECUTIVE](#)[EVENTS](#)[COACHING STAFF](#)[EMAIL SIGNUP](#)[PHOTO GALLERY](#)[TRYOUTS  
REGISTRATION](#)[SELECTION PROCESS](#)[DOCUMENT LIBRARY](#)[COACH'S CORNER](#)[ABOUT US &  
CONSTITUTION](#)[AGM](#)[DISTRICT XII](#)[CONTACT US](#)[EXECUTIVE  
MEMBERS CORNER](#)[OTHER LINKS](#)[LOGIN](#)

## Coach's Corner

**Are you interested in improving your coaching skills?**



**This site is made just for you!**

Here you will find hockey clinics, Hockey Canada links, development guides, drills and videos. For more information, please contact the CJGMHC Director of Hockey Development:

e-mail: [dir\\_hockeydev@cumberland-jrgrads.com](mailto:dir_hockeydev@cumberland-jrgrads.com)



The following may contain large files and may take a while to download.

<a href="#">Drills</a>	<a href="#">Videos &amp; Animation</a>
<p>► <a href="#">Goalies</a></p> <ul style="list-style-type: none"> <li>▪ <a href="#">Jr Grads Goalie Development Clinics</a> <ul style="list-style-type: none"> <li>▪ <a href="#">Goalie beginner practice (pdf)</a></li> <li>▪ <a href="#">Goalie Intermediate Practice (pdf)</a></li> <li>▪ <a href="#">Goalie Advanced Practice (pdf)</a></li> <li>▪ <a href="#">Goalie Development Drills (pdf)</a></li> </ul> </li> </ul> <p>► <a href="#">Forwards</a></p> <ul style="list-style-type: none"> <li>▪</li> <li>▪</li> </ul> <p>► <a href="#">Defense</a></p> <ul style="list-style-type: none"> <li>▪ <a href="#">Hockey Breakout Drills (pdf)</a></li> <li>▪ <a href="#">Defensive Power Play (pdf)</a></li> <li>▪</li> </ul>	<p>► <a href="#">Ice Hockey Systems</a></p> <p>► <a href="#">Sportskool Training Videos</a></p> <ul style="list-style-type: none"> <li>▪ <a href="#">Face Off Training Video</a></li> <li>▪ <a href="#">Puck Handling Training Video</a></li> <li>▪ <a href="#">One on one Training Video</a></li> <li>▪ <a href="#">Shooting Training Video</a></li> <li>▪ <a href="#">Special Skills Training Video</a></li> <li>▪ <a href="#">Two on One Training Video</a></li> <li>▪</li> </ul> <p>►</p>
<a href="#">Aids</a>	<a href="#">Other</a>
<p>► <a href="#">Hockey Coaching Programs (large files)</a></p> <ul style="list-style-type: none"> <li>▪ <a href="#">The ABCs of International Ice Hockey (pdf)</a> <ul style="list-style-type: none"> <li>▪ <a href="#">OMHA Coaching Drill Book (pdf)</a></li> </ul> </li> <li>▪ <a href="#">Coach's Guide to Small Area Games (pdf)</a></li> <li>▪ <a href="#">Hockey Canada Player Development (pdf)</a></li> <li>▪</li> </ul>	<p>► Not yet available. Come come again.</p> <ul style="list-style-type: none"> <li>▪</li> <li>▪</li> </ul>

More coaching aids will be made available. Please come again as we built training aids for coaches and make them available.